

# Quarterly Economic Survey Report

# Q1

## QES | 2026

Produced by



In partnership with





Monthly Financial Report



The Quarterly Economic Survey (QES) is established as Britain's biggest and longest-running private business survey and has provided data since 1989.

The survey, a leading indicator, often picks up changes in the economy long before other surveys and official statistics and consistently mirrors trends in official data. It remains closely watched by both UK Government and the Bank of England.

It is a powerful tool for representing the voice of businesses in the Thames Valley to Government.

**This survey ran from 9th February to 9th March 2026 and we asked businesses a series of questions on key economic indicators. We would like to thank all of those businesses who completed the survey.**

XXXXXXXXXXXXXXXXXXXXXXXXXXXXXXXXXXXX

**Paul Britton**  
CEO, Thames Valley Chamber of Commerce

**JAMES COWPER KRESTON**  
**INTRODUCTION**

XX

**Darren O'Connor**  
Partner, James Cowper Kreston

## UK SALES AND ORDERS

THOUGHT THAT UK SALES HAD **INCREASED**



THOUGHT THAT UK ORDERS HAD **INCREASED**



## OVERSEAS SALES AND ORDERS

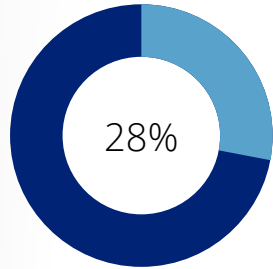
REPORTED OVERSEAS SALES HAVE **REMAINED CONSTANT**



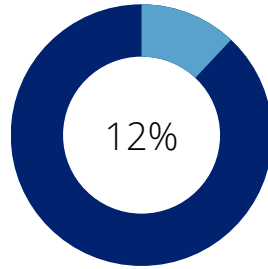
REPORTED OVERSEAS ORDERS HAVE **REMAINED CONSTANT**



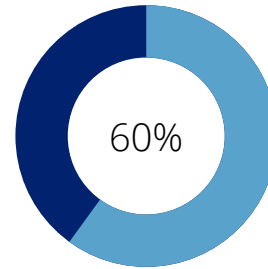
## WORKFORCE



SAW THEIR WORKFORCE **INCREASE**



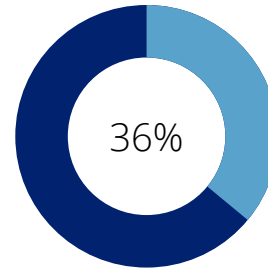
SAW THEIR WORKFORCE **DECREASE**



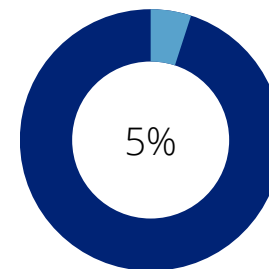
SAW THEIR WORKFORCE **REMAIN CONSTANT**

OVER THE PAST 3 MONTHS

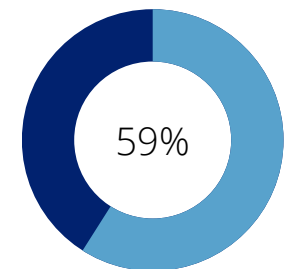
OVER THE NEXT FEW MONTHS



EXPECT THEIR WORKFORCE TO **INCREASE**



EXPECT THEIR WORKFORCE TO **DECREASE**

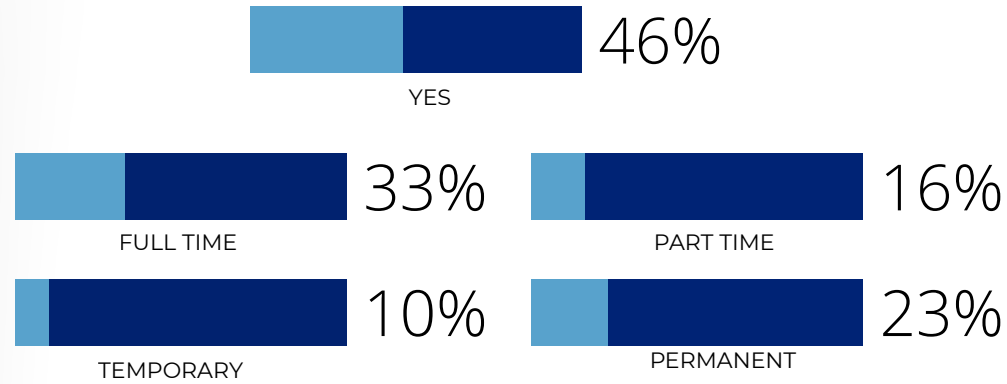


EXPECT THEIR WORKFORCE TO **REMAIN CONSTANT**


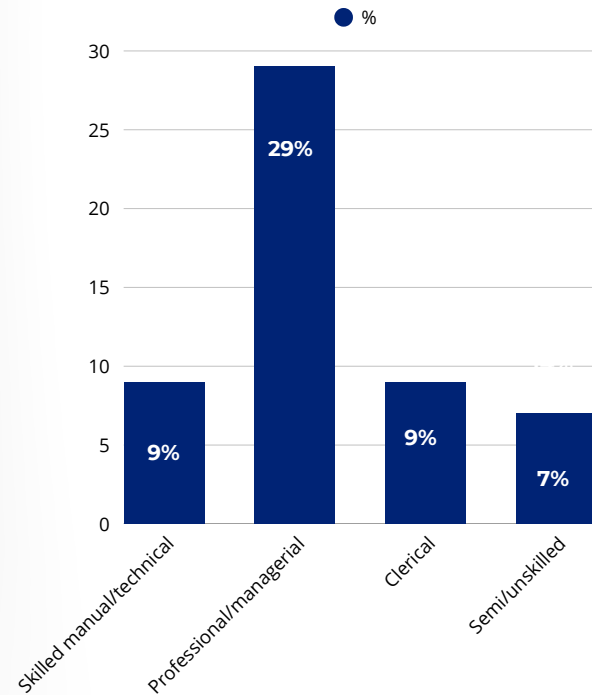


## RECRUITMENT

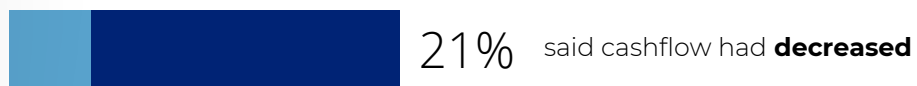
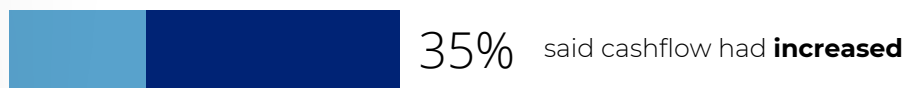
HAVE YOU ATTEMPTED TO RECRUIT STAFF OVER THE PAST 3 MONTHS?



DID YOU EXPERIENCE ANY DIFFICULTIES FINDING SUITABLE STAFF?

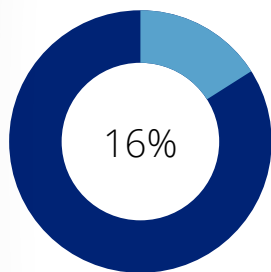


## CASHFLOW

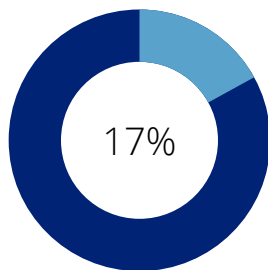


## INVESTMENT

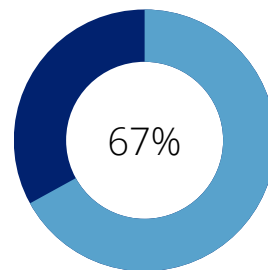
FOR **PLANT/MACHINERY/EQUIPMENT** HAS



INCREASED

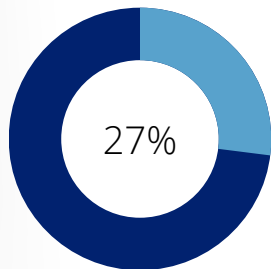


DECREASED

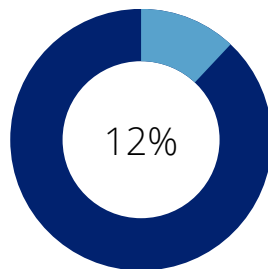


REMAINED CONSTANT

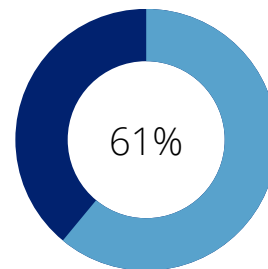
FOR **TRAINING** HAS



INCREASED

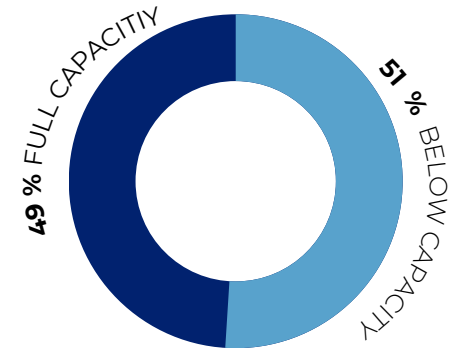
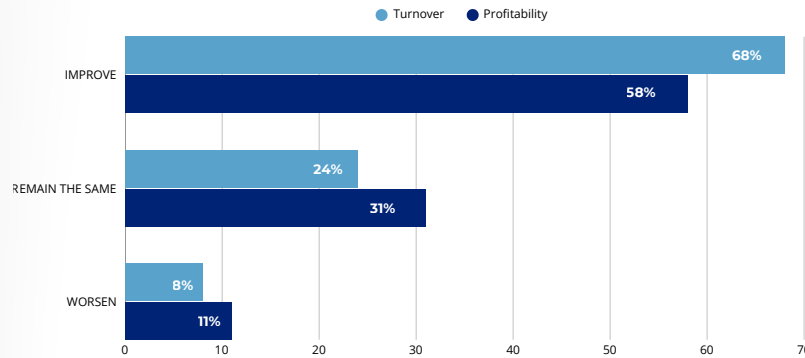


DECREASED



REMAINED CONSTANT

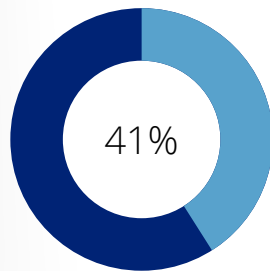
## TURNOVER AND PROFITABILITY



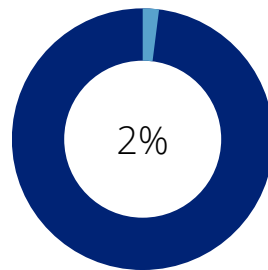
**FIRMS ARE CURRENTLY RUNNING AT**

## OVER THE NEXT 3 MONTHS

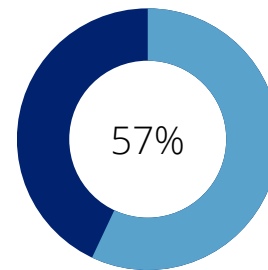
EXPECTANCY OF PRICE OF GOODS/SERVICES




INCREASE



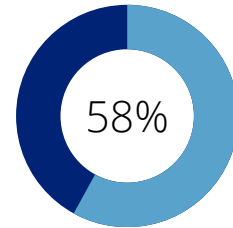
DECREASE



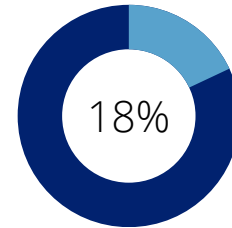
REMAIN THE SAME



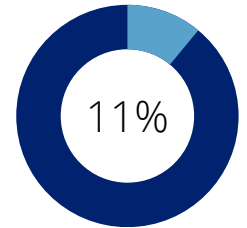
## PRICE RISE PRESSURES



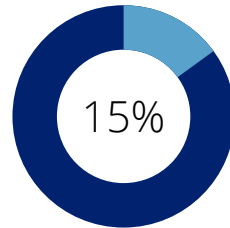
LABOUR COSTS



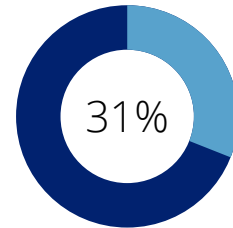
FINANCE COSTS



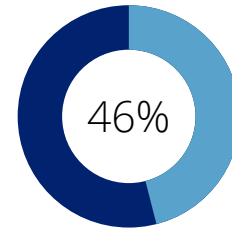
RAW MATERIALS



FUEL

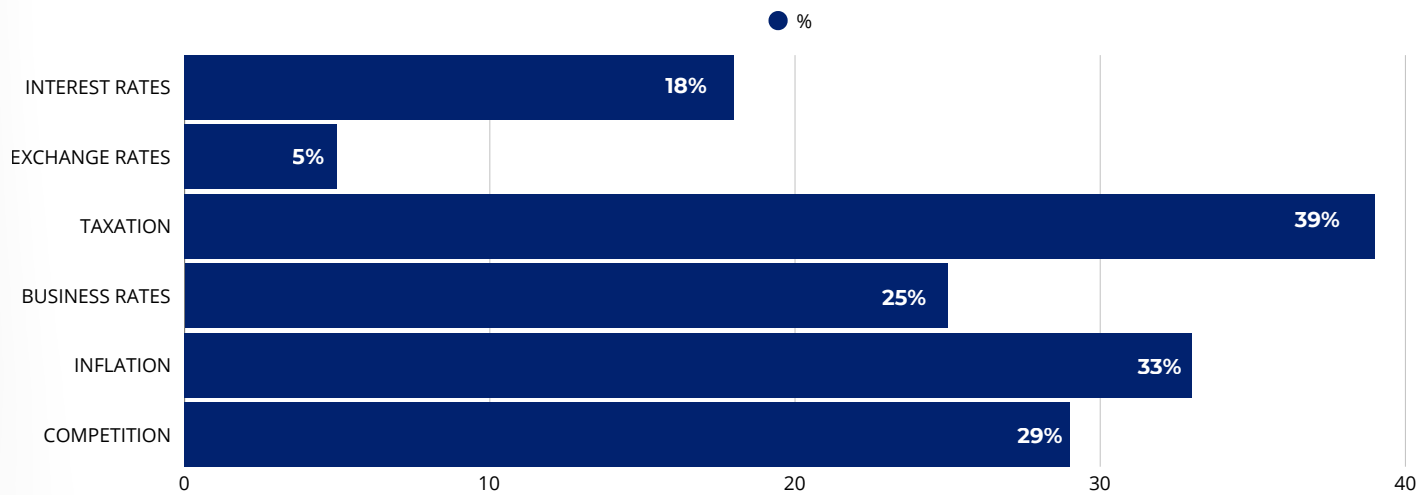


UTILITIES



OTHER OVERHEADS

## FACTORS AFFECTING BUSINESS



**Published: April 2026**

If you are interested in getting involved or would like to find out more about the QES report please contact: [TimMajor@tvchamber.co.uk](mailto:TimMajor@tvchamber.co.uk)

**Tel: +44 (0)1753 870500**

**[www.thamesvalleychamber.co.uk](http://www.thamesvalleychamber.co.uk)**

Thames Valley Chamber of Commerce Group | 2 Brunel Way | Slough | Berkshire | SL1 1FQ

Produced by



In partnership with

