

Staffordshire
Chambers of
Commerce.

Exporting to Egypt: How to Use CargoX

What Will We Cover Today?

01

Introduction

Who are the EBCC
Egypt Update
NAFEZA and CargoX? Why are
the changes happening?

03

ACI Envelope and Required Documents

Start an envelope, what is
required, how to upload
documents and send an ACI.

05

Invoicing

Going through everything,
invoicing and how to prepare
for upload.

02

CargoX

What the importer sees.
CargoX - prerequisites, how to
register, getting verified and
costs.

04

Amending and delegating an ACI

What is a success and what is a
failure? Amending an ACI and
delegating an ACI.

06

FAQ and Q&A

FAQ and direct questions on
CargoX and interactions with
members of CargoX and
NAFEZA.



Let's start with introductions

Enhance Your Skills With Us

01. Who are the EBCC?

Bilateral

Government & Private Sector

British Chambers of Commerce

Advice, Events, Workshops and Trade Missions

One of the 75 International Chambers,

52 local chambers of commerce.

Legalisation of documents for use in Egypt

02. Who am I?

Mark Lawrence, General Manager

Egyptian-British Chamber of Commerce

Egypt Overview

March was a month of big news in Egypt!

- \$35 billion investment in Egypt
- Floating of Egyptian Pound
- IMF loans increasing by US\$5 billion
- 4½ percent GDP growth in FY24/25
- Inflation expected to ease in the medium term



Key Sectors

Infrastructure

Agriculture

Education

Manufacturing





Staffordshire
Chambers of
Commerce.

CargoX

Exporting to Egypt: How to Use CargoX

What are the new changes & why are they happening?

10

ACI

- Advance Cargo Information (ACI) is the new customs procedure
- Advance Cargo Information Declaration (ACID)

What does it do?

- Replaces all paper documents for customs
- Monitors any risk to the state through the Risk Management System (RMS)

What are the Advantages of ACI?

- Protects the Egyptian citizens
- Reduces release time and hence the cost of releasing goods
- Uses electronic data and documents

12



Now for the acronyms!

Who do I need to know?

Importer

MTS

Misr Technology Services

- Technical arm of the Ministry of Finance
- “Single Window” concept
- Automate cargo clearance activities
- Created a project codenamed NAZEZA

NAFEZA

National Single Window for Foreign Trade Facilitation

- Single point facility for Egyptian importers.
- NAFEZA System is an “e-portal”
- Gathers all necessary shipping documentation and transaction data
- Creates the ACI number



الشركة المصرية لتكنولوجيا التجارة الإلكترونية
Misr Technology Services



Now for the acronyms!

Who do I need to know?

Exporter

ACID - ACI

Advanced Cargo Information Declaration

- A unique 19 digit number
- Created in no longer than 48 hours
- Valid for 6 months after issuance
- Display Everywhere

CargoX

- CargoX is a digital courier service
- Making physical paper documents obsolete
- Uses Blockchain
- Only the owner of a document can transfer possession of it to recipient



CargoX

ACI Number

The ACI number links all of the below together and works as an address for all documentation to be delivered.



NAFEZA



The Importer



The Exporter



The Shipment

CargoX

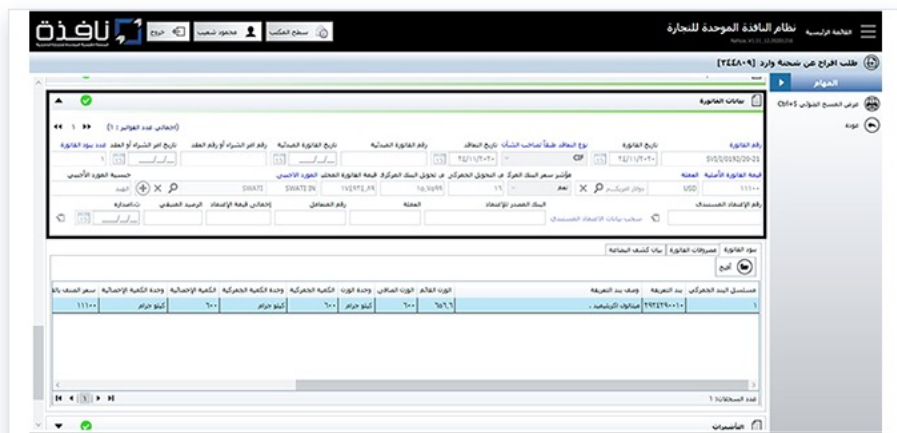
- What the importer sees,
- CargoX - prerequisites,
- How to register,
- Costs, and
- Getting verified

014

18



Nafeza.gov.eg



This is where the importer creates the ACID.
The importer must be registered on NAFEZA.

The stakeholder or

- www.nafeza.gov.eg/en/register

CargoX

The Exporter

cargox.io

What happens here?

This is where the exporter uploads all of their documents.

Who registers on CargoX?

The exporter registers on CargoX.

(The company with their name on the invoice.)

Prerequisites for Egypt ACI filing

- Register an account on CargoX
- Complete the CargoX company verification process



ing to Egypt? Prepare for Egypt

Building Digital

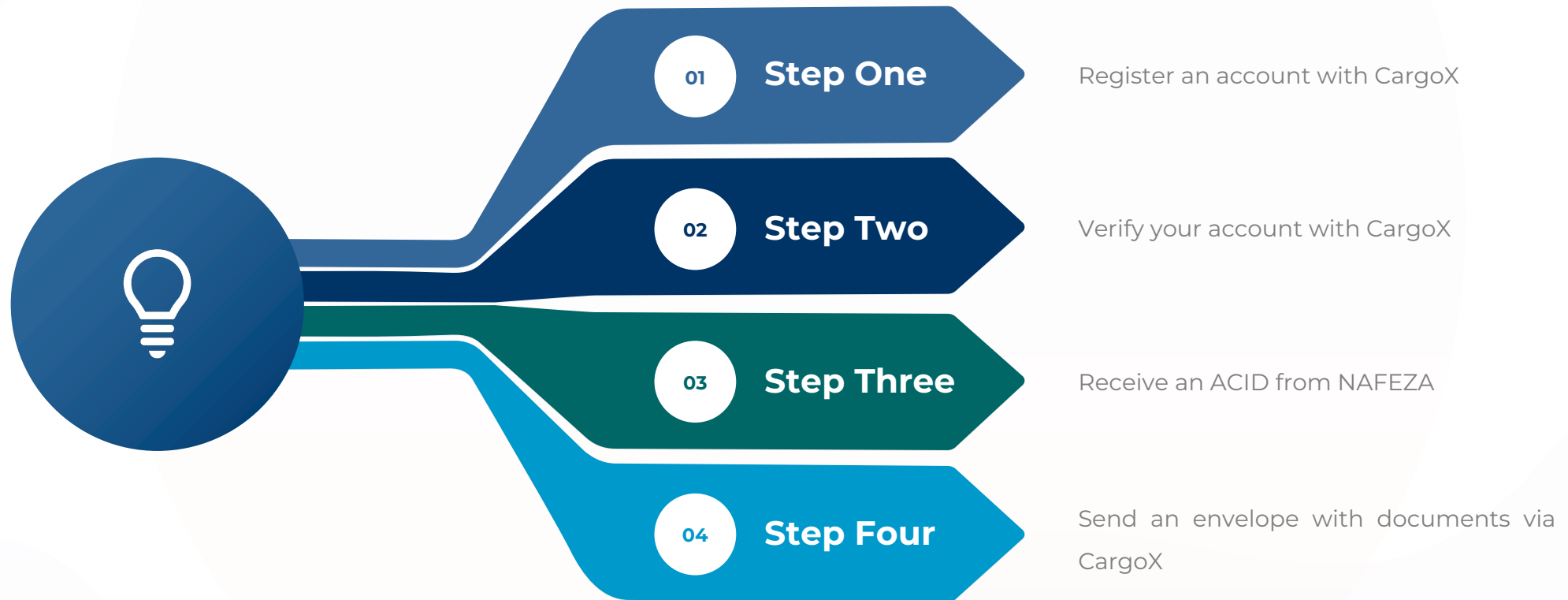
with Blockchain Documents

The CargoX Platform gives you the way to manage your documents and provides the tools for their digitalization. What is new is that you can also transfer documents.

All this is possible thanks to the neutral, public blockchain technology of the future. **Helping you implement trust in your business.**

Register a free account

ACI - Exporter Simplified overview



ing Digital Tr

Blockchain Document Transfer

platform gives you the world's easiest way to transfer documents. It provides the tools for their secure and instant transfer, so that you can also transfer ownership of documents.

links to the neutral, public blockchain - the glue that works by helping you implement trust in your document and transfer.

Register a free account

Request a demo

CargoX A Live Account Setup

We will now go over to the sandbox environment and create an account and add separate users under the company account.

CargoX

Amount of units (U)

180

Minimum purchase: 15 U

You will receive:

180 U

With 180 U you can pay for:



3rd party verification

or

~1

Egypt ACI filings (incl.

or

~12

documents with full

or

~60

documents with par

CargoX Egypt ACI pricing

1 unit = \$1 USD

15 units (U)
Verify Company

Once per company.

160 units (U)
ACI filing fee

Once per ACI number.

3 units (U)
Per document

Maximum of
15 units (U) per ACI.

175 units (U)
Maximum

Each ACI filing cannot
cost more than
165 units (U).


CargoX

Getting Verified

We will now go over to the sandbox environment and verify an account and connect to other companies.



/ account

in the CargoX Platform consists of two external checks - bank verification and 3rd party verification service. Pass status (indicated by a green Verified icon  next to your company name). Some actions and services on the CargoX platform (Egyptian ACI filing is one such example).



Bank verification


Purchase units by clicking on the green Buy now button. Payment must be completed using bank wire and must originate from your company's bank account, as we use the payee information to validate your company details. When the match is confirmed, the first part of your company verification is completed.

 Buy now




3rd-party verification

Final step of your company verification process is matching your company details with official record via your country's official national company registry. Please double-check your company details by clicking on the Edit company details button. To start the 3rd-party verification click on the Verify button.

 We strongly recommend that you enter all other identifiers such as D-U-N and LEI numbers, if you have them (not required).

 You will be charged 15.00  for this verification. Only regular units can use this service.

 Edit company details

ACI Envelope and Required Documents

- How an importer generates an ACI
- Start an envelope
- What is required
- How to upload documents
- Sending the ACI

022

23



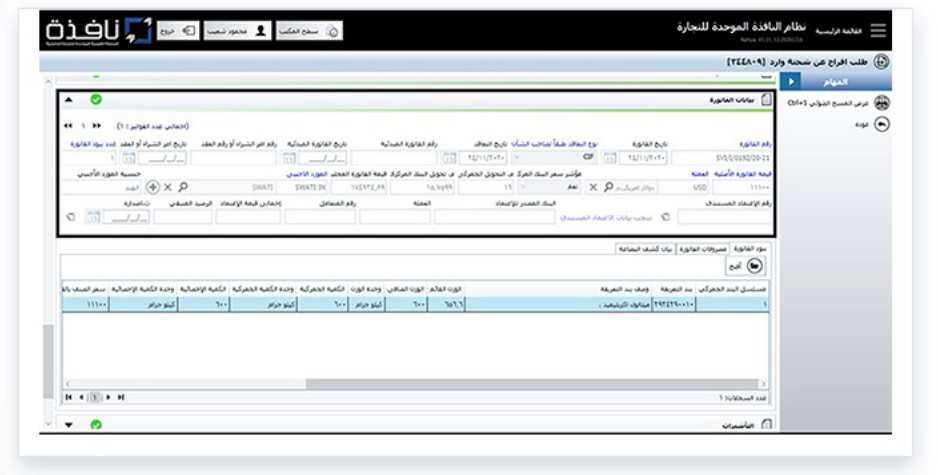
Getting an ACID number

Prerequisites

Importer – Has registered an account with NAFEZA

Exporter – Has a verified company account with CargoX

Let's have a quick look at the NAFEZA system.



NAFEZA – The Importer - Nafeza.gov.eg

The screenshot shows the NAFEZA website homepage. On the left, there's a section for 'Foreign exchange rates' with a table for US Dollar (USD), Euro (EUR), British Pound (GBP), and Chinese Yuan (CNY). The main content area features a large banner for 'Inspection Appointments Confirmation' with a background image of a port at night. The banner text states: 'The service aims to enable the trader to confirm the inspection date of incoming shipments at the Sokhna Port. Also requesting a new appointment in case of the client wishes to amend the inspection date.' There is a 'Start service' button.

The screenshot shows the NAFEZA website user interface. On the left, there's a sidebar menu with options like 'Home', 'About Nafeza', 'Our Services', 'Advance Cargo Information System', 'Media Center', and 'Help Center'. The main content area displays a list of services under the heading 'إبدأ' (Start). The services listed include: 'تأكيد مواعيد التفتيش' (Confirm inspection appointments), 'تقديم الطلبات' (Submit applications), 'تقديم الطلبات' (Submit applications), 'تقديم الطلبات' (Submit applications), 'تقديم الطلبات' (Submit applications), 'تقديم الطلبات' (Submit applications), 'تقديم الطلبات' (Submit applications), 'تقديم الطلبات' (Submit applications), 'تقديم الطلبات' (Submit applications), 'تقديم الطلبات' (Submit applications).

The screenshot shows the NAFEZA website user interface for the 'System for Pre-shipment Registration'. The header reads 'مطلوبة بالخدمة' (Required by the service) and 'نظام التسجيل المسبق للشحنات' (Pre-shipment registration system). Below the header, there's a section titled 'طلب الحصول على رقم تعريفى لشحنة وارد' (Request to obtain an identification number for an imported shipment). The main content area contains a table for 'بيانات المستورد' (Importer data) with columns for 'الاسم' (Name), 'الرقم التعريفي' (Identification number), 'البلد' (Country), and 'المنطقة' (Region). There are also fields for 'الاسم' (Name), 'الرقم التعريفي' (Identification number), 'البلد' (Country), and 'المنطقة' (Region).

The screenshot shows the NAFEZA website user interface for the 'Data Entry' form. The form is titled 'بيانات المصدر الاجنبي' (Foreign source data). It contains several sections: 'بيانات الشركة' (Company data) with fields for 'رقم التسجيل' (Registration number), 'مصلحة سلسلة الكتل' (Blockchain series authority), 'التريد الإلكتروني' (Electronic trade), and 'VAT#'; 'بيانات المصدر' (Source data) with fields for 'اسم المصدر' (Source name), 'عنوان المصدر' (Source address), 'البلد' (Country), and 'المنطقة' (Region); and 'بيانات الاتصال' (Contact data) with fields for 'اسم الشخص' (Person name), 'رقم الهوية' (ID number), 'التريد الإلكتروني' (Electronic trade), and 'المنطقة' (Region). The form is divided into three main sections: 'بيانات الشركة' (Company data), 'بيانات المصدر' (Source data), and 'بيانات الاتصال' (Contact data).

NAFEZA - The Importer

A) Inventory and item data:

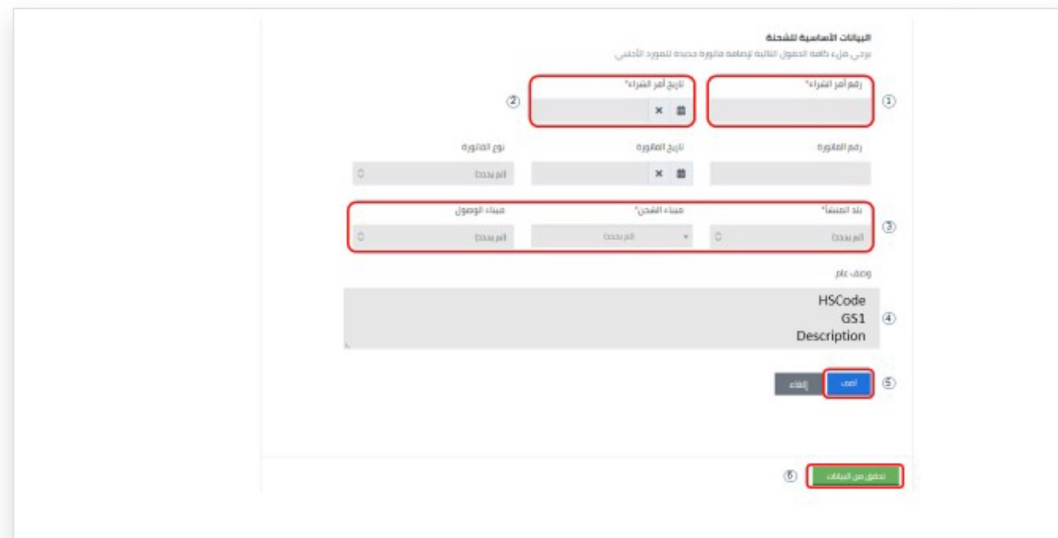
- Approved value
- Customs system
- Submission system
- Cargo delivery site/ arrival customs
- Customs item number and item data (item type/ item description/ operations number/ country of origin)
- Statistical customs quantity/ weight

B) Initial bill of lading data (if any):

- Bill number
- Port of loading
- Port of arrival
- Shipping company
- Freight number
- Shipping agency (optional)
- Name of means of transportation
- Weight (gross/net)
- Number of parcels

C) Invoice info:

- Bill number
- Port of loading
- Port of arrival
- Shipping company
- Freight number
- Shipping agency (optional)
- Name of means of transportation
- Weight (gross/net)
- Number of parcels



البيانات الأساسية للشحنة
يرجى ملء كافة الحقول التالية بحسب ما هو متاح في المستند المرفق

رقم البوليصة (1) تاريخ البوليصة (2)

نوع البضاعة تاريخ البضاعة رقم البضاعة

شركة الشحن (3) اسم العميل (4) رقم العميل (5)

وصف البضاعة HSCode G51 Description

حفظ البوليصة

NAFEZA – Successful ACID

Dear S. H. BAIK,

Kindly be informed that there is Advance Cargo Shipment Request has been created with the following information:

[ACID: 2001809082021030001]

Created at: 3/9/2021 8:05:22 PM

Importer Data	Exporter Data	Shipment Data
Importer Name: المانغون للاستيراد والتصدير Importer Tax No.: 200180908 Address: 5/2 - حي النسيم الاول - الرياض - المملكة العربية السعودية	Exporter Name: S. H. BAIK Exporter No.: UK-02-965465465 Tel. No.: 01059566355	Purchase Order No.: ASS2S14552 Purchase Order Date: 12/2/2020 12:00:00 AM Invoice Date: 1/1/2021 12:00:00 AM Type of invoice: Proforma Invoice Shipping Port: Andong Destination Port: Andong General Description: حمولة واحدة من شاي

Please ensure that the following three data elements are included in all shipment supporting documents (Commercial Invoice, bill of lading, Packing list, Certificate of origin, ...etc):

ACID: 2001809082021030001

Importer Taxation Number: 200180908

Exporter Number: UK-02-565-465-465

Egyptian Customs Authority (ECA) will not accept any document not matching the above requirement starting as of the first of July 2021.

For more details or inquiries please contact your egyptian importer

Thanks for using Advance Cargo Information system - Egypt.



☎ +202 2414 9944

<http://www.nafeta.gov.eg>

29 Farid Street behind Meridian Heliopolis, Cairo, Egypt, 11341

P Please consider your environmental responsibility before printing this e-mail

DISCLAIMER NOTICE The information contained in this email message and any attachments is intended for addressee(s) only and Confidential. Reading, Copying, Printing, Disclosure, Altering, Distribution or Use by anybody else is not authorized. If you are not a named addressee or have received it by mistake, please notify the sender and destroy it along with its attachments immediately. This message has been scanned for presence of computer viruses, however, MTS is not liable or responsible for any damage that could occur by viruses if happened.

"Keep an open mind and think again. Life will continually surprise you. Nothing is permanent and you shouldn't be a slave to your assumptions."

Creating & Sending an ACI Envelope

We will now go over to the sandbox environment to start an ACI envelope, upload the documents and send the envelope.

CargoX

or Misr Technology Services (MTS)

Technology Services (MTS)

g ACID number here. Use copy/paste, do not type the number.

for ACI filing

Lading

AWBC Air WayBill Copy

PL Packing list

INV Invoice (PDF) ✓

FEZA-specified Excel or UN/CEFACT XML

COO Certificate of origin

nd envelope without adding all the required documents. You can also add other certificates (e.g. Phytosanitary s, depending on shipment.

ng requires each invoice in both: a PDF document and, a structured NAFEZA-specified Excel or UN/CEFACT XI/ do not have a NAFEZA-specified XML file, you need to prepare your invoice in a NAFEZA-specified Excel (XLS/ [load template here](#)) or use external Invoice RPA Converter Service to convert your PDF invoice to Excel by clic

Go to Invoice Converter Service

s in the envelope

Seal

Delete draft

Amending and delegating an ACI

- What is a success and what is a failure?
- Amending an ACI
- Delegating an ACI
- Receiving documents from another account

028

28



NAFEZA


The Importer

Nafeza.gov.eg

What happens when you
have sent the envelope?

What if you need to
change/amend a document?

New Egypt ACI envelope



Recipient
Misr Technology Services (MTS)

Additional data

* ACID number

Enter your 19-digit ACID number (needed for customs). We recommend using copy/paste instead of typing it in.

Required documents for ACI filing

BLC

House Bill of Lading

AWBC

Air WayBill Copy

PL

Packing list

INV


Invoice (PDF)

INV


Invoice (NAFEZA-specified Excel or UN/CEFACT XML)

COO

Certificate of origin




You can send envelope without adding all the required documents. You can also add other certificates (e.g. Phytosanitary certificate) and documents, depending on shipment.



ACI filing requires each invoice in both: a PDF document and, a structured NAFEZA-specified Excel or UN/CEFACT XML.
If you do not have a NAFEZA-specified XML file, you need to prepare your invoice in a NAFEZA-specified Excel (XLS/XLSX) format (download [template here](#)) or use external Invoice RPA Converter Service to convert your PDF invoice to Excel by clicking the button below.

Go to Invoice Converter Service

Documents in the envelope



Seal


CargoX

Delegating an envelope

We will now go over to the sandbox environment and delegate an envelope to another account.



/ account

in the CargoX Platform consists of two external checks - bank verification and 3rd party verification service. Pass status (indicated by a green Verified icon  next to your company name). Some actions and services on the CargoX platform (Egyptian ACI filing is one such example).



Bank verification


Purchase units by clicking on the green Buy now button. Payment must be completed using bank wire and must originate from your company's bank account, as we use the payee information to validate your company details. When the match is confirmed, the first part of your company verification is completed.

 Buy now




3rd-party verification

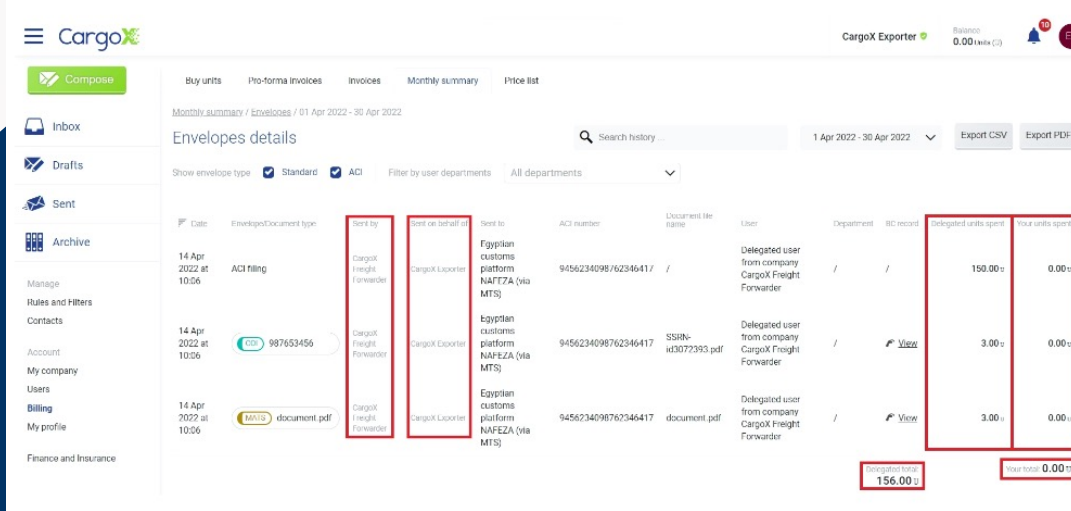
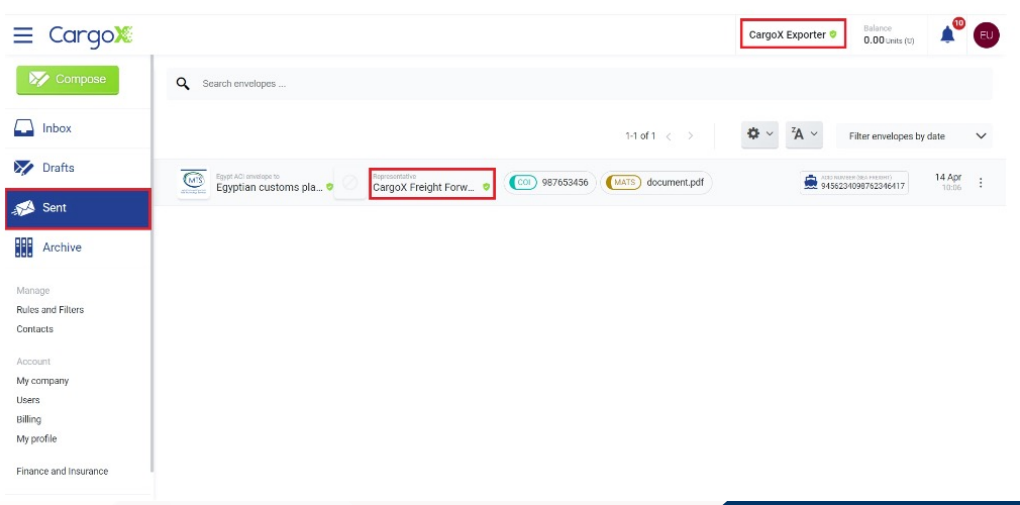
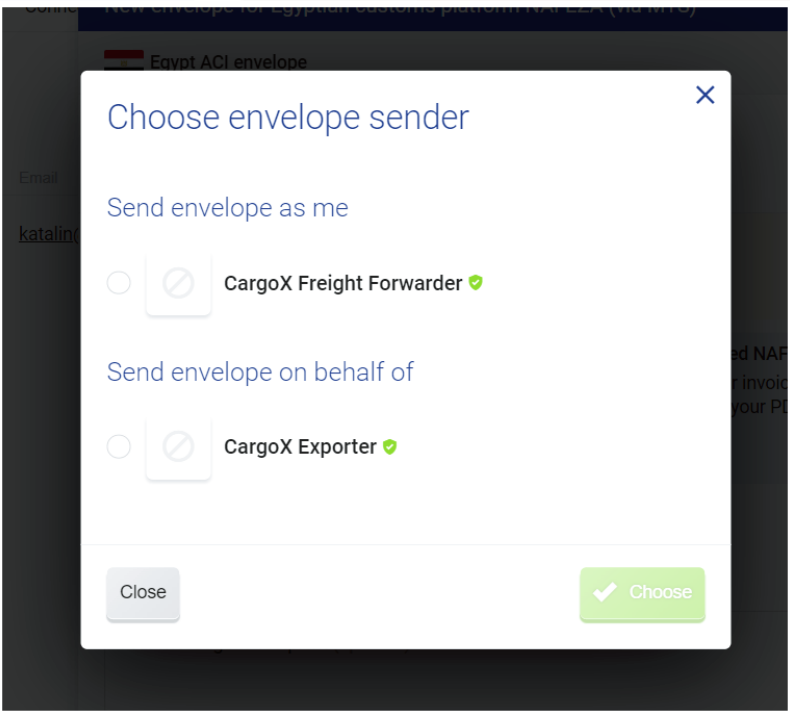
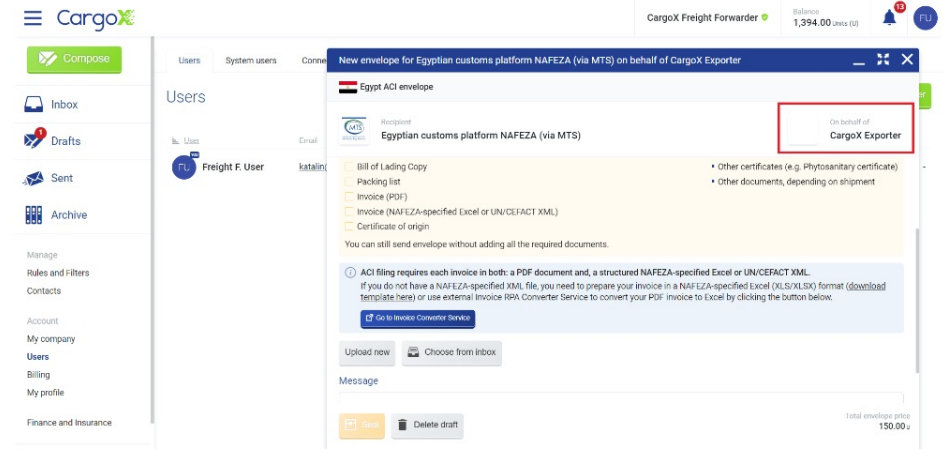
Final step of your company verification process is matching your company details with official record via your country's official national company registry. Please double-check your company details by clicking on the Edit company details button. To start the 3rd-party verification click on the Verify button.

 We strongly recommend that you enter all other identifiers such as D-U-N and LEI numbers, if you have them (not required).

 You will be charged 15.00  for this verification. Only regular units can use this service.

 Edit company details

CargoX – Delegating an envelope



CargoX

Receiving Documents from other accounts

We will now go over to the sandbox environment and look at receiving documents from another account.



Envelope type

The platform provides different envelope types for different purposes. Each envelope type has its own characteristics. The standard envelope will fit most purposes.



Standard envelope

Standard envelope is used for regular transfers of documents between two parties.

Standard envelope can only be sent to contacts in your address book.

Price:

Using the Excel Template & Converting Invoices

- Using the Excel template
- Using the PDF Conversion Tool

033

31



CargoX Invoices

We will now go over to Excel and go through the Invoice Template and other options.



Registration # : 000-00-00000
City Code : ZWZVS
Web Site : www.corp.com

Mike.Mendoza@pospeccorp.com
Ahmed.Aladawy@comp.com

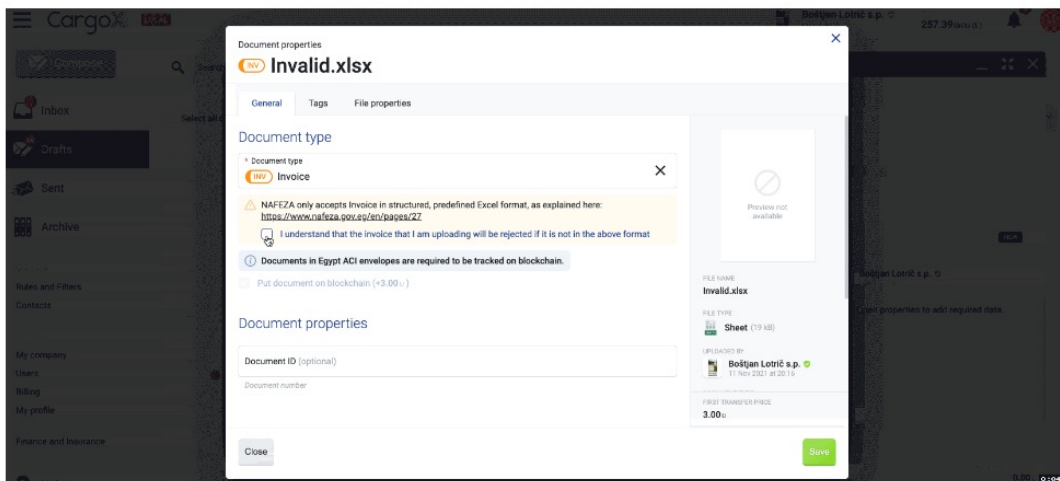
acid12345678
19/10/2020
15/11/2020
FOB

Origin Port: KRSEL
Destination Port: EGALY
Seoul - Kimpo
Alexandria/Egypt

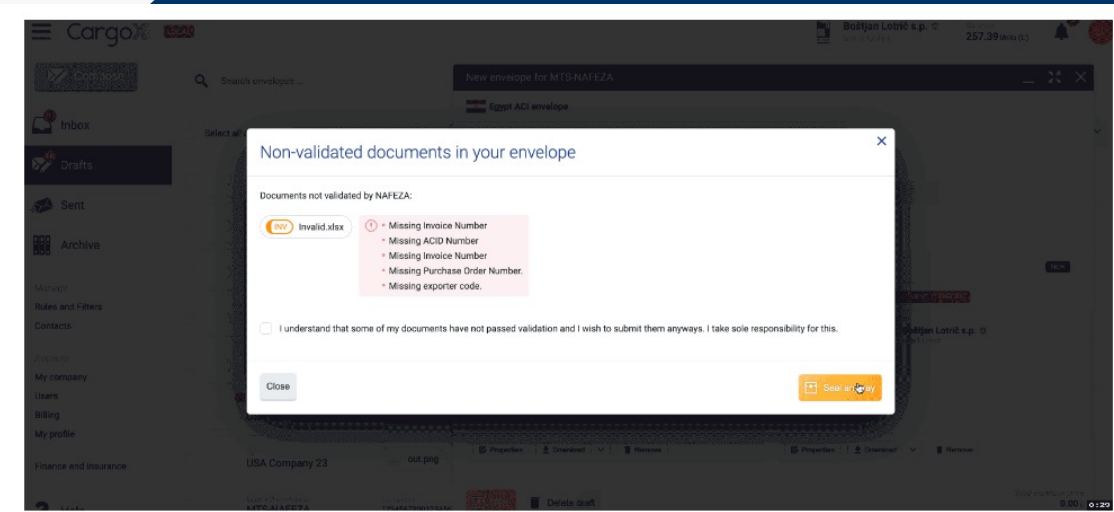
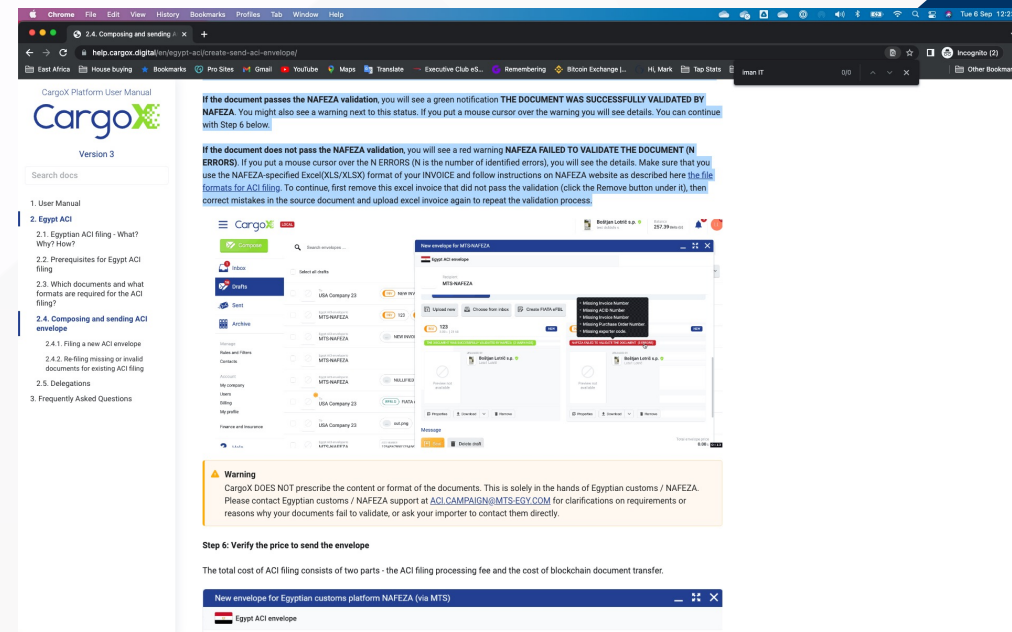
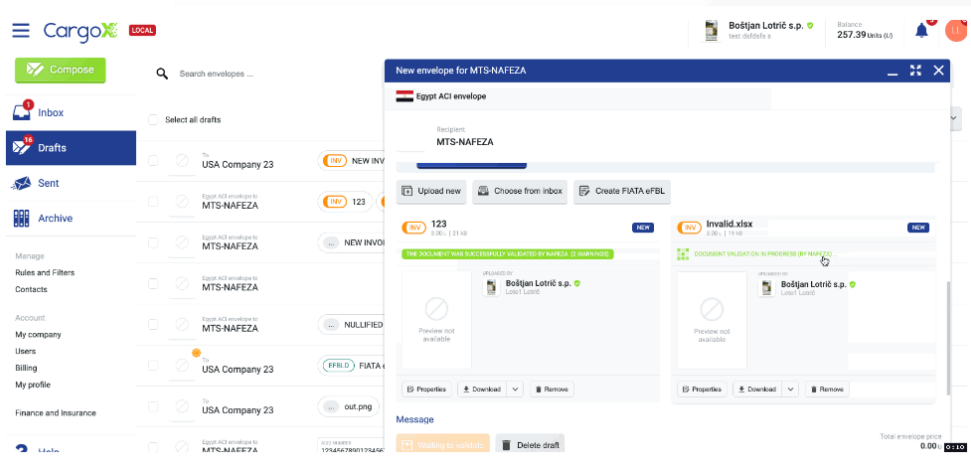
Model	HS Tariff Code	Country of Origin	Description
1234	02.05.06	KR	TV Sets
789	03.04.06	KR	monitors

Validating an invoice

035



31



FAQ and Q&A

- FAQ
- Direct questions on CargoX with Peter Kern, COO CargoX
- Direct questions on NAFEZA with Ahmed Mostafa Abdelsalam, ACI Project Manager

036

35



FAQs

What happens if the shipment is completely rejected?

According to the provision of Paragraph (e) of Article 198 of the Executive Regulation of the Customs Law, the importer, the owner of the goods or his agent from customs brokers may file a grievance within three working days from the issuance of the Authority's decision to reject the shipment. The Authority will study the grievance within two working days and respond by accepting the grievance and issuing the shipment identification number or rejecting it and clarifying the reason for rejection.

More than one shipment on the same vessel

You should send each invoice in a separate file so when the ACID is issued, it will be issued separately for each shipment and even if all the shipments are on the same vessel

How can one verify that the ACID number is correct? How can we guarantee that an exporter did not provide the incorrect number?

The Exporter will be contacted via email with the correct ACID number to the address that's verified in CargoX.

What is the freight forwarder role in the ACI process ?

- Foreign FF need to create an account on CargoX Platform and complete the company verification process.
- FF Agent or Representative Office in Egypt files the MBL ACID number in the NAFEZA system, for which he needs verified code of the Foreign FF, and upon the vessel arrival clears all HBL against the MBL.
- Foreign FF does not need to file any ACI filing or document.
- Foreign FF issues HBL to the Exporter, the Exporter needs to file a Copy HBL into the ACI filing over the CargoX platform along with other mandated documents.

Will short routes such as Jordan and Saudi Arabia be exempted from the system? Are the marine routes exempted from the application of the system?

The decision to pre-register shipments applies to all shipments inbound at seaports, and there are no exemptions according to the Minister of Finance Decision No. 38 of 2021.

Is there a maximum number of ACIDs that may be obtained?

There is no limit.

Is there a charge per ACI to create the number?

No, there is no charge for ACI service.

FAQs

If the exporter and the importer are the two parties that upload files and information on the NAFEZA system, then what's the role of the freight broker or customs broker in the process?

First of all, the exporter does not enter data on the NAFEZA System. All data that are entered to the system are via the importer. The importer adds the data of his exporter in the system along with the items listed in the proforma invoice to generate the ACID Number. The Egyptian importer can give authorization to the customs broker or freight broker to carry out pre-registration procedures for shipments. An authorization / power of attorney from the importer must be signed and uploaded on the system to guarantee correctness of procedures.

Is the ACID number the same for all shipments if they have one total proforma invoice that was split for more than one shipment?

An ACID number is issued for each shipment separately.

Can the invoice number be changed?

The invoice number can be changed.

Should more than one invoice exist, how will the exporter include them on the Blockchain CargoX platform?

As stipulated in the Executive Regulation of the Customs Law issued by Ministerial Decision no. 430 of 2021, Article 198, Paragraph (j), the foreign exporter or producer must send the shipment data and documents electronically. Accordingly, if the exporter is sending more than one invoice, the foreign exporter must:

- a/ Send each invoice as a separate PDF file so that this file can be converted into a data format in an Excel sheet (provided that the conversion form has been prepared) – <https://www.nafeza.gov.eg/en/pages/27>
- b/ Send electronic data in an Excel sheet for the electronic invoice form for the NAFEZA system - the electronic invoice link is attached with a PDF file attached to each invoice separately – <https://www.nafeza.gov.eg/en/pages/27>

What is the deadline for uploading the bills of lading on NAFEZA platform (e.g. 48 hours before the arrival of the ship)?

Manifest data shall be uploaded no more than 48 hours before the arrival of the ship in accordance with the provisions of Article 47 of the Customs Law No. 207 of 2020.

FAQs

039

36

Is the ACID number included in the health certificate, certificate of origin and Euro 1 certificate, knowing that these certificates are governmental and have a fixed form? What should be done if the ACID number is registered on some, but not all, documents?


By virtue of Customs Law no. 207 of 2020 and its Executive Regulation no. 430 of 2021 on proving the identification numbers of the Egyptian importer and foreign exporter and the identification number of the ACID shipment, please note the following: The identification numbers of both the Egyptian importer (the tax number) and the foreign exporter (the tax number or the commercial registration number) must be shown on both the commercial invoice and the bill of lading. The ACID number is stipulate on all shipment documents (the commercial invoice, the packing list, the bill of lading, the certificate of origin "if any," health/veterinary/examination/other certificates issued from abroad). In the event that the issuer of this document is unable to prove the ACID number with his own knowledge, the foreign exporter, with his own knowledge, prints or writes the number on a sticker and places it on the document.

Is it permissible to place the part number on invoices for goods that do not have a GS1, such as fresh fruits?

Yes, the shipment content can be clarified in terms of item data, including the global code number for each item, whether it is the GS1 standards or any other global system of standards. In the absence of a global code number for any GS1 item, the part number is specified, according to the nature of the item received (Article 198 of the Executive Regulation of the Customs Law, Paragraph x).

Can customs items be changed?

Pursuant to the Decision of the Minister of Finance no. 38 of 2021, Article Three, Paragraph no. 7, it is allowed to amend the shipment data after issuing the ACID number, except for the data of the two parties to the trade, **before shipment**. This is confirmed by the Executive Regulation of the Customs Law issued by Ministerial Decision no. 430 of 2021.



Staffordshire
Chambers of
Commerce.

Thanks

And See You Next Time
